

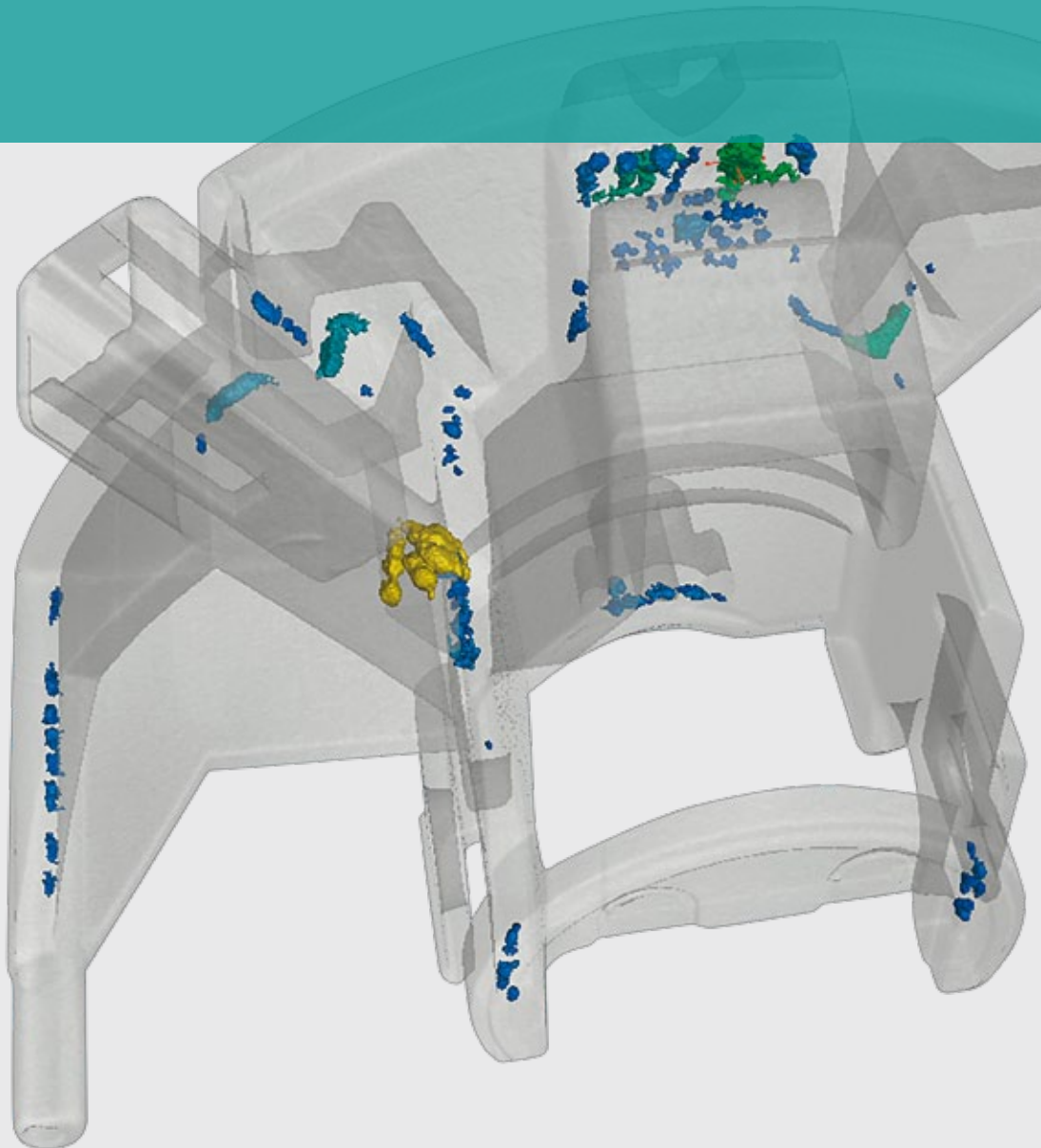
YXLON FF35 CT

Multi-application, high-resolution computed tomography (CT) inspection system for fine parts

Precision with ultimate versatility



YXLON
Technology with Passion



Explore the art of detection

As a world leader in non-destructive X-ray testing, YXLON has mastered the art of detection. Based on our extensive experience in designing tailor-made X-ray and CT solutions, we help our customers achieve excellent results during their scientific research and development projects as well as production inspection procedures. Making the invisible visible – that's what we call the art of detection.

No matter what industry you're in, you'll get precise 3D images thanks to our smart CT systems. The diversified YXLON CT portfolio covers the widest variety of sizes and materials, with the FF35 CT focusing on very small to medium-sized parts.


YXLON CT solutions are tried and tested premium systems. They blend smoothly into your processes, guaranteeing fast, intuitive workflow and high uptime. Our CT product range equips you with relevant information regarding the interior and exterior structures of your items, enabling you to do all kinds of measurements and analyses.

Additionally, the worldwide YXLON service network is an important factor to be taken into account when evaluating the YXLON CT price-performance ratio – one that appeals to quality managers, operations personnel, and purchasers alike.

Where do you use YXLON FF35 CT?

- Research and development (R&D)
- Failure analysis (F/A)
- Process control
- Small series inspection
- Combined DR-CT inspection
- Defect and material analysis
- Assembly checks
- Dimensional measurement

Glass fibre reinforced plastic





Experience a seamless CT inspection workflow

Do you want to improve the material testing procedures in your R&D department? Do you want to optimize your process control and small series inspection? Discover the versatility of the FF35 CT with its touchscreen Geminy user interface, intelligent automation and precision features.

FF 35 CT is ideal for fine parts inspection in the automotive, electronics, aviation and material science industries where accurate results are paramount in order to comply with high safety and quality requirements.

FF35 CT supports your ability to carry out your tasks easily since it provides smart inspection processes with its newly designed Geminy graphical user inter-

face. Use the intuitive touchscreen to easily combine 2D and 3D inspections in one sequence, and graphically create your individual imaging chain via drag and drop icons.

Various automated functions also help you save time. The automatic collision protection allows for carefree manipulation. The system health status and the important values trend indicator let you keep track of the testing routine.


Remote monitoring with push messages is another process simplifier, since you can check the system from a distance. Plus, to efficiently manage the daily inspection schedule you can assign different user levels that range from the unskilled operator to the experienced expert.

YXLON FF35 CT key benefits

- Intuitive touchscreen operation with new Geminy user interface
- Revolutionary inspection sequence creation using icons
- Flexible ROI selection thanks to off-center virtual rotation axis
- Extensive range of applications using two tubes in one inspection sequence
- Time saving with remote monitoring including push messages
- Expanded inspection envelope with horizontal field of view extension

Detect what matters

Double impact. The core advantages of the powerful and versatile YXLON FF35 CT come in pairs: combined 2D and 3D inspection with touch operation, and two independent tubes which you can change with a touch of a button.



- 1 SEM (Scanning Electron Microscope) image shows the exact dimensions of the test pattern.
- 2 150 nm gap clearly visible in the X-ray image
- 3 Remote monitoring
- 4 Health monitor, consolidated view

Cover the broadest fine parts testing range

Experience the versatile and powerful performance of FF35 CT for defect and material analyses, CT metrology and many more applications. A high power reflectional tube and a nanofocus transmission tube are at your disposal during a single inspection sequence. Inspect even more materials and sizes with FlexCenter, the YXLON real ROI scan which enables off-center virtual rotation axis. The horizontal field of view extension ScanExtend expands the bandwidth of parts even further.

Instead of stitching different areas of a tested object, you can use HeliExtend (YXLON helical CT) to automatically compose a single accurate image. In addition, supreme image quality is supported by ring artifact and beam hardening correction. The motorized focus-detector distance also facilitates

the premium inspection level of FF35 CT, and the new watercooled 190 kV nanofocus tube with its extremely small focal spot provides an as yet unparalleled detail detectability down to 150 nm even at high energies (2D).

Innovative technologies and rock-solid components like the granite-based manipulator make the FF35 CT the most powerful and versatile CT system of its class

Moreover, it is the perfect solution for demanding metrology applications. With computed tomography, you can even measure characteristics which cannot be determined with tactile or optical instruments. Utilized for initial sampling, reverse engineering, production accompanying quality control, and more, FF35 CT provides for increased productivity.

Which items and materials are especially suitable for YXLON FF35 CT?

- Electronic components like SMD
- Semiconductor packaging
- Probes of new materials (e. g. metal, plastics, CFRP)
- Microsystems, MEMS, MOEMS
- Medical devices like hollow needles
- Small metal parts such as injection molds
- Electronic devices
- Small castings

Maximize your uptime

What are your specific service requirements? We offer a wide range of service modules and packages tailored to your needs.

Our highly qualified global service team is committed to providing excellent service to our customers worldwide. With our eight global service centers and the specialized staff of our 50 service partners we always ensure a rapid response time wherever and whenever you need it.

Your benefits include:

- High system availability
- Low inspection costs per part
- Best inspection quality
- Continuous operational safety

We align our organization and all service activities to comply with your requirements. With our innovative and modular service solutions you can count on true added value throughout the entire life cycle of your system.

We support you in limiting your CT inspection costs to a minimum. At the same time, your systems operate safely while obtaining optimum inspection results.

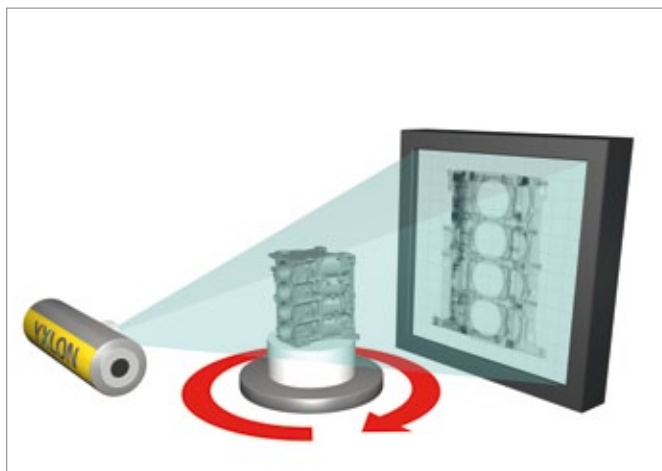
YXLON Life Cycle Service – more than the best image

- **Y.ServicePass** – increase your system availability
- **Y.WarrantyPass** – keep your costs predictable with an extended warranty
- **Y.SpareParts** – operate your system at peak performance with YXLON spares
- **Y.Exchange** – minimize your system downtime by direct exchange of original components
- **Y.Updates** – keep your system state of the art
- **Y.Academy** – train your operators

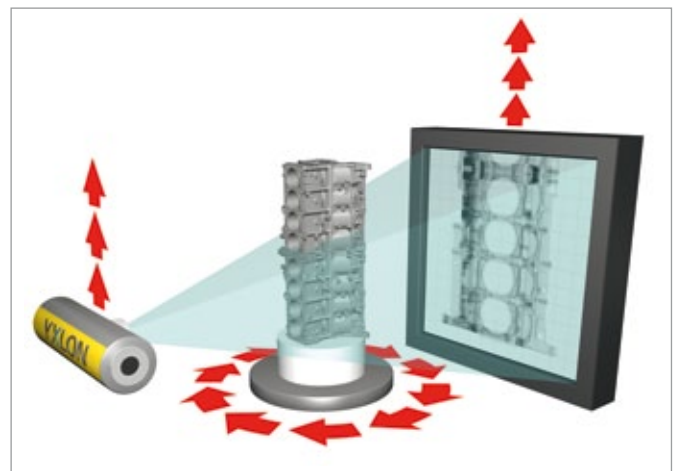


Check out these facts

CT Modes	QuickScan®, QualityScan, Offset Scan, HeliExtend, FlexiCenter	
X-ray Components		
Tube	Y.FXE 225.48 reflection tube	
Maximum energy	225 kV	
Maximum power	320 W	
Detail visibility	≤ 4 μm ¹⁾	
TXI	yes ²⁾	
Tube (optional)	Y.FXT 190.61 transmission tube	
Maximum energy	190 kV	
Maximum power	80 W	
Detail visibility	≤ 150 nm ¹⁾	
TXI	yes ²⁾	
1) With YXLON IQI for 2D at minimum focal spot size 2) TXI = True X-Ray intensity - controls real output dose for constant intensity		
Inspection Item		
Maximum part size (Ø x h)	300 mm x 500 mm	
Maximum part weight³⁾	5 kg / 30 kg	
3) Inspection item placed centrally on turntable resp. partholder. First value with optional tilting axis.		
Manipulator Data		
FDD (Focus Detector Distance)⁴⁾	~ 620 mm - 1160 mm	
FOD⁴⁾	~ 0 - 930 mm	
Beam – hub vertical axis⁴⁾	~ 500 mm	
Object – transversal axis⁴⁾	~ +/- 150 mm	
Tube axis⁵⁾	✓	
Motorized door	✓	
4) Values are average and depending on detector and tube configuration. Details see technical description. 5) Currently all FF35 CT systems are furnished with a tube rotation axis and can be upgraded with the transmission tube.		
Operator Desk		
Dimensions approx. Width	1,800 mm	
Height	700 mm - 1,200 mm	
Depth	800 mm	
Weight	~ 175 kg	
Monitor	2, capacitive touch, 1920 x 1080 pixel	
Detector⁶⁾		
	YXLON Panel 2530	
Active area	249 mm x 302 mm	
Pixel pitch	139 μm	
Pixel matrix	1,792 x 2,176	
Frame rate	up to 30 fps	
Detector (alternative)		
	YXLON Panel 1515 UHS	
Active area	146 mm x 146 mm	
Pixel pitch	127 μm	
Pixel matrix	1,152 x 1,152	
Frame rate	up to 58 fps	
6) Qualified acc. ASTM 2597		
CT Parameters		
CT field of view (Ø x h) – filtered back projection (“Feldkamp”)⁷⁾	single tube	double tube
	~ 225 mm - 185 mm	
CT field of view (Ø x h) – filtered back projection (“Feldkamp” – hor. extended with ScanExtend)⁷⁾	~ 300 mm - 160 mm	
CT field of view (Ø x h) – HeliExtend⁷⁾	~ 225 mm - 500 mm	
7) Values valid for YXLON Panel 2530.		
Accuracy		
MPE_{SD}⁸⁾	8 μm + L/75 [L=mm]	
8) Measured as deviation of sphere distance referring to VDI 2630-1.3. Only valid with metrology package. Details on request.		
Cabinet / System		
Dimensions approx. (width x height x depth)	single tube	double tube
	2,990 mm x 2,220 mm x 1,550 mm	
Inspection envelope⁹⁾	300 mm x 500 mm	
Weight	~ 6,800 kg	~ 6,900 kg
Vibration damper⁹⁾	active	
9) YXLON's envelope definition: every area of envelope represented by central beam on center of detector.		



Principle of cone-beam CT: The 3D model comprises almost all information acquired by the detector during the rotation.



Principle of HeliExtend: With stepwise rotation of the sample and stepwise vertical manipulation of the X-ray tube and the flat-panel detector all information for precise 3D volumes of long parts are obtained.

**Find the system
that suits you best**



	FF20 CT	FF35 CT single tube	FF35 CT dual tube
Part size	++	+++	+++
Material density	++	+++	+++
Part weight	+	++/+++*	++/+++*
Detail visibility	+++	++	+++
Combined 2D and 3D	✓	✓	✓
HeliExtend	✓	✓	✓
FlexiCenter	✓	✓	✓
Powered by YXLON Gemini®	✓	✓	✓

* triple plus without tilting axis (optional)

Would you like to learn more about our systems? Interested in a test inspection? Please contact us by phone or e-mail. We look forward to hearing from you.

YXLON

Technology with Passion

GERMANY – HEADQUARTERS

YXLON International GmbH

Essener Bogen 15
22419 Hamburg
Germany
T: +49 40 527 29-0

www.yxlon.com

CHINA

YXLON X-ray Equipment Trading Co., Ltd.

1C1809 Web Time Center
Room A309, Building 2,
17 Zhongguancun South Ave.
Beijing 100081, P.R. China
T: +86 10 8857 9581
F: +86 10 8857 9580

USA

YXLON Sales & Service Location COMET Technologies USA Inc.

5675 Hudson Industrial Parkway
Hudson, OH 44236
USA
T: +1 234-284-7849

JAPAN

YXLON International KK

New Stage Yokohama Bldg.,
1st Floor
1-1-32 Shinurashima-cho
Kanagawa-ku
Yokohama, 221-0031
Japan
T: +81 45 450 1730